

Earth® Luxe Single Handle High-Arc Bathroom Faucet

N-SLHA-LF12-CH-50-US

N-SLHA-LF12-BN-50-US

N-SLHA-LF12-MB-50-US

OVERVIEW

Niagara Conservation's Earth® Luxe Single-Handle High-Arc Bathroom Faucet features flowing style, high-quality components, quick mounting, and performance driven water and energy savings to ensure comfort while lowering bills. This elegant faucet creates more room for filling cups and washing hands while utilizing ceramic disc valves and sculpted metal levers for smooth, drip-free water control. Enjoy speedy installation and tool-free mounting with the unit's patented quick connect system and pre-attached braided nylon supply lines. The Earth Luxe Single Handle High Arc Faucet is the easy choice for beautifully saving up to 45% more water (and the energy used to heat it) than standard bathroom faucets.

FEATURES

- **Save 45% More Water Without Sacrificing Performance***
WaterSense-certified to comfortably and conveniently reduce water and energy use.
- **Quick and Easy Installation** Patented quick-install mounting system and pre-attached braided nylon supply lines.
- **More Room for Filling Cups and Washing Hands** High-Arc design provides generous clearance between spout and sink basin.
- **Smooth and Precise Water Controls** Generously sized metal lever and durable ceramic cartridge for silky, drip-free operation.
- **Long-Lasting Drain Assembly** Hybrid pop-up drain with metal components ensures sink basin remains watertight.
- **Limited Lifetime Warranty** Free repair or replacement of manufacturing defects for product's lifespan (restrictions apply).

SPECIFICATIONS

MODEL #	DESCRIPTION	BODY TYPE	FINISH
N-SLHA-LF12-CH-50-US	Bathroom Faucet	Earth® Luxe High-Arc, Single Handle	Chrome
N-SLHA-LF12-BN-50-US	Bathroom Faucet	Earth® Luxe High-Arc, Single Handle	Brushed Nickel
N-SLHA-LF12-MB-50-US	Bathroom Faucet	Earth® Luxe High-Arc, Single Handle	Matte Black

*Niagara Conservation Earth showerhead flow rate (1.2 GPM) vs. federal standard maximum flow rate (2.2 GPM) for lavatory faucets



Certified by IAPMO R&T
ASME A112.18.1 / CSA B125.1



1701 Charleston Regional Parkway, Suite A
Charleston, SC 29492
(843) 971-1414
www.amconservation.com

Earth® Luxe Single Handle High-Arc Bathroom Faucet

N-SLHA-LF12-CH-50-US

N-SLHA-LF12-BN-50-US

N-SLHA-LF12-MB-50-US



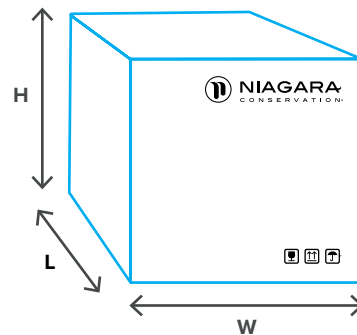
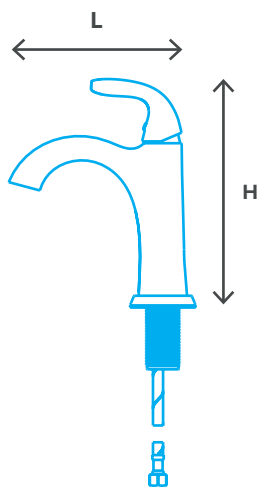
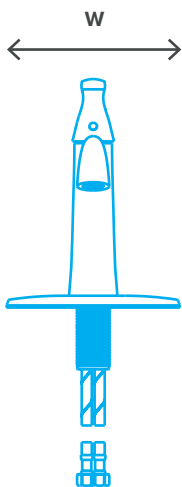
Quality And Style Meets Efficiency™

SPECIFICATIONS

MODEL #	INSTALLATION	FLOW RATE	SUPPLY LINES INCLUDED	CARTRIDGE TYPE	DECK PLATE INCLUDED	TOOL-FREE QUICK CONNECT INCLUDED
N-SLHA-LF12-CH-50-US	4" center set for 3-hole installation	1.2 GPM*	Yes, 30" braided nylon	Ceramic	Yes	Yes
N-SLHA-LF12-BN-50-US	4" center set for 3-hole installation	1.2 GPM*	Yes, 30" braided nylon	Ceramic	Yes	Yes
N-SLHA-LF12-MB-50-US	4" center set for 3-hole installation	1.2 GPM*	Yes, 30" braided nylon	Ceramic	Yes	Yes

*Max Flow Rate: 1.2 gpm @ 60psi, 4.5 L/min @414 kPa

DIMENSIONS



PRODUCT

MODEL #	L	W	H
N-SLHA-LF12-CH-50-US	6.2"	6.4"	8.4"
N-SLHA-LF12-BN-50-US	6.2"	6.4"	8.4"
N-SLHA-LF12-MB-50-US	6.2"	6.4"	8.4"

CASE

MODEL #	L	W	H	CASE QTY.	GROSS WT.
N-SLHA-LF12-CH-50-US	14.3"	13.4"	8.3"	6	22.3 lbs
N-SLHA-LF12-BN-50-US	14.3"	13.4"	8.3"	6	22.3 lbs
N-SLHA-LF12-MB-50-US	14.3"	13.4"	8.3"	6	22.3 lbs

LIMITED LIFETIME WARRANTY



AM Conservation warrants that this product is free from defects in material and workmanship for the lifetime of the product from the date of the first purchase or the original distribution of the product under an energy conservation program, subject to the proper installation and/or use of the product. For full standard limited product warranty, please visit amconservation.com/warranties.

For warranty claims, please contact:
customercare@amconservation.com

To learn more, please visit:
www.amconservation.com

